



# Ḥajj Supplement

## UPDATED LISTS FOR ḤAJJ & ‘UMRAH

---

The following text comes from Aḥmad bin al-Tarīmī’s *al-Yāqūt al-Nafīs fī Madhhab ibn Idrīs*. Because of the lateness of the text, the categorization of rulings is clearer than al-Qādī Abū Shujā’s in *Ghāyat al-Ikhtisār*. The drawings and maps were redrawn and adapted from printed and online sources.

### ESSENTIAL ELEMENTS OF ḤAJJ

1. entering the state of *ihrām*
2. standing on the plain of ‘Arafah
3. performing circumambulation
4. performing traversal
5. shaving or trimming
6. performing most of the elements in order

### ESSENTIAL ELEMENTS OF ‘UMRAH

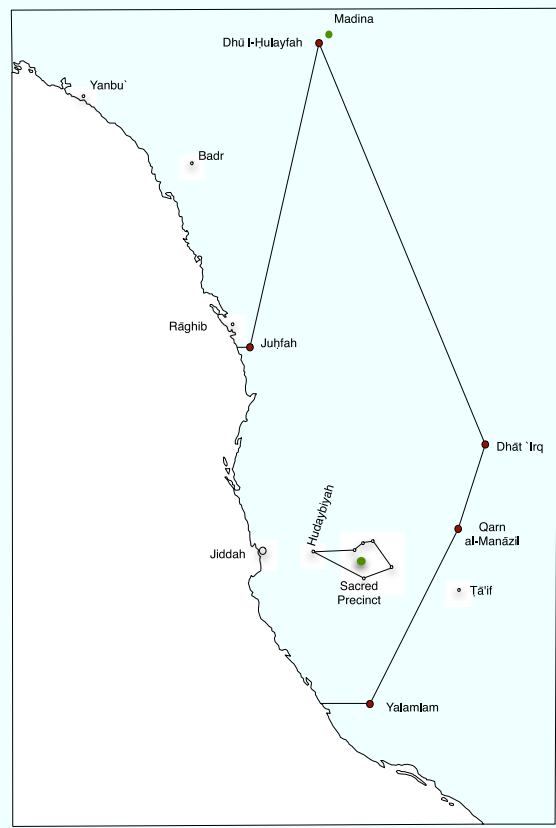
The same as Ḥajj, minus standing on ‘Arafah.

### OBLIGATORY ELEMENTS OF ḤAJJ

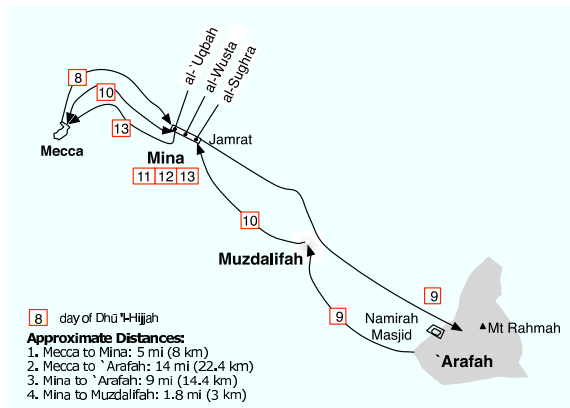
1. entering the state of *ihrām* at the proper place and time (as shown in Figure 1)
2. throwing stones at the three pillars (see Figure 2)
3. staying the night at Muzadalifah
4. staying the night at Mina during the Nights of Tashrīq
5. performing the Farewell Circumambulation
6. avoiding things prohibited during Ḥajj

### OBLIGATORY ELEMENTS OF ‘UMRAH

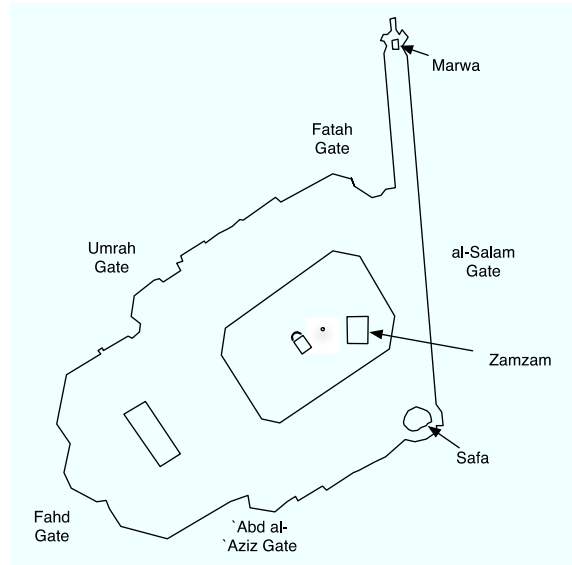
1. entering the state of *ihrām* at the proper place and time
2. avoiding things prohibited during Ḥajj



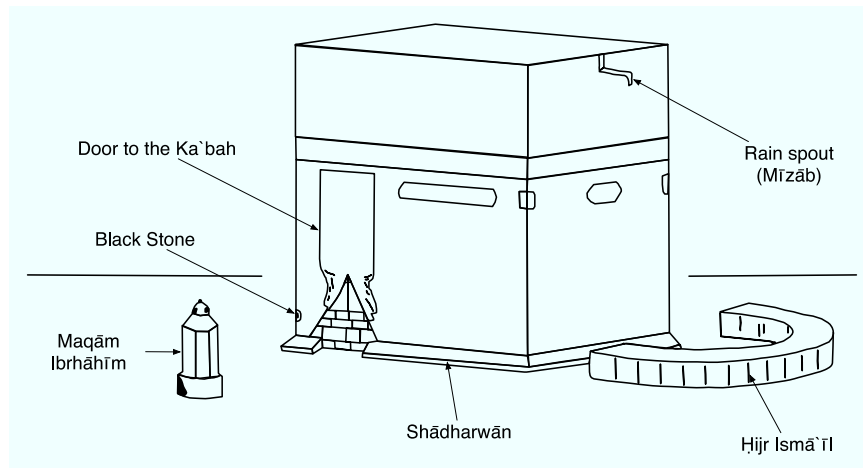
The *miqāt*, or proper places for entering *ihram*. One must enter *ihram* when passing through one or between two of these points.



Map of Mecca, Muzdalifah, Mina and 'Arafah, with distances between, and days spent, at the various locations.



Overhead view of the H̄aram masjid, with Şafā and Marwā



The Ka'bah, the H̄jir and the Maqām

#### OBLIGATORY ELEMENTS OF CIRCUMAMBULATION

1. covering what must be covered during prayer
2. being in a state of minor and major purity
3. being free of filth
4. keeping the Ka'bah to one's left (see Figures 3 and 4)
5. starting from the Black Stone
6. facing the Stone with one's whole body
7. circumambulating seven times
8. performing it from within the Masjid
9. performing it from outside the Ka'bah, Shadhawān and the H̄jir
10. not diverting one's intention

#### OBLIGATORY ELEMENTS OF TRAVERSAL

1. beginning each odd-numbered traversal from Ṣafā
2. beginning each even-numbered traversal from Marwā
3. performing seven traversals
4. performing the traversals after the Essential or Arrival Circumambulation

#### OBLIGATORY ELEMENTS OF STANDING ON ‘ARAFAH

The presence of someone in the state of *iḥrām*, on the Plain of ‘Arafah, for at least a single instant of time between noon on the Day of ‘Arafah and Fajr on the Day of Nahr.

#### RECOMMENDED ACTIONS

There are many, including:

1. saying *labayk allāhumma labayk, labayka lā sharīka laka labayk, inna l-hamda wa l-ni‘mata laka wa l-mulk, lā sharīka lak* three times, followed prayers upon the Prophet ﷺ, and asking for Paradise and protection from the Fire
2. the Arrival Circumambulation—for someone performing Ḥajj who enters Mecca before standing on ‘Arafah
3. performing two *rak‘at* after Circumambulation

#### OFFENSIVE ACTIONS

There are many, including:

1. arguing
2. looking lustfully
3. scratching the head with one’s fingernails
4. combing one’s hair and beard
5. eating and drinking while performing Circumambulation and Traversal

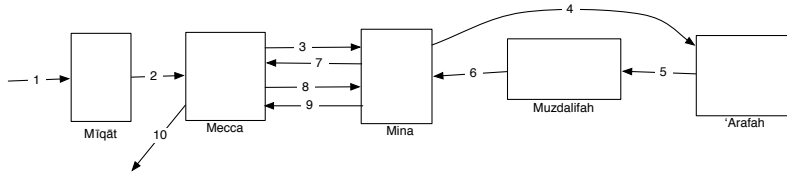
#### THINGS UNLAWFUL DURING HAJJ

There are many, including:

1. wearing stitched clothes that envelope—for men
2. covering any part of the head—for men
3. covering the face and hands—for women
4. removing hair or nails
5. applying oil to the head and beard
6. using perfumes
7. engaging in intercourse
8. hunting edible land animals

The following chart shows what happens for each day of the Pilgrimage rites. The chart is for *tamata'h*, where one performs 'Umrah, leaves state of pilgrimage, and then stays in Mecca until the time for Hajj.

<b>1. ENTER IHRAM</b> <ul style="list-style-type: none"> <li>• Perform ghusl</li> <li>• Wear <i>i r m</i> garments</li> <li>• Make intention for 'Umrah</li> <li>• Recite <i>labayk</i></li> <li>• All <i>humma labayk...</i></li> <li>• Avoid acts forbidden during <i>i r m</i></li> </ul>	<b>2. 'UMRAH</b> <ul style="list-style-type: none"> <li>• Circumambulate the Ka'bah 7 times</li> <li>• Pray 2 <i>rak'ats</i> behind the Maqām of Ibrahim</li> <li>• Traverse between Safā and Marwā 7 times</li> <li>• Trim hair and remove <i>i r m</i> garments</li> </ul>	<b>3. GOING TO MINA</b> <ul style="list-style-type: none"> <li>• Put on <i>i r m</i> garments</li> <li>• Make intention for Hajj</li> <li>• Remain in Mina during the 8th and perform the 5 prayers, from Noon Prayer through Morning Prayer on the Day of 'Arafah</li> </ul>	<b>4. GOING TO 'ARAFAH</b> <ul style="list-style-type: none"> <li>• Leave for 'Arafah on the morning of the 9th and stay on any part of 'Arafah until sunset</li> <li>• Glorify, supplicate, repent to, and seek forgiveness from Allāh</li> <li>• Pray the Noon and Afternoon Prayers, shortened and combined, during the time of the Noon Prayer</li> </ul>	<b>5. GOING TO MUZZDALIFAH</b> <ul style="list-style-type: none"> <li>• Leave for Muzdalifah soon after sunset on the 9th</li> <li>• Perform Sunset and Night Prayers, shortened and combined</li> <li>• Stay overnight and perform Morning Prayer</li> </ul>
--	--	---	---	---



<b>10. GOING HOME</b> <ul style="list-style-type: none"> <li>• It is preferred to visit the Prophet's Mosque in Madinah</li> </ul>	<b>9. FAREWELL CIRCUMAMBULATION</b> <ul style="list-style-type: none"> <li>• Go to Mecca and make the Farewell Circumambulation</li> <li>• Perform 2 <i>rak'at</i> of Circumambulation</li> <li>• Let Tawāf be the last thing you do in Mecca</li> </ul>	<b>8. RETURN TO MINA</b> <ul style="list-style-type: none"> <li>• Spend the Tashriq days in Mina</li> <li>• Each day after the Noon Prayer, stone the 3 <i>jamarāt</i>, starting with al-Sughra and ending with al-'Aqabah, each with 7 pebbles</li> <li>• You may leave on the 12th after stoning the 3 <i>Jamarāt</i> if you wish</li> </ul>	<b>7. IFADA CIRCUMAMBULATION</b> <ul style="list-style-type: none"> <li>• Perform <i>ifāda</i></li> <li>• Circumambulation</li> <li>• Traverse between Safā and Marwā</li> <li>• After <i>ifāda</i> Circumambulation, all restrictions are lifted (second release)</li> </ul>	<b>6. PROCEED TO MINA</b> <ul style="list-style-type: none"> <li>• Shortly before sunrise, leave for Mina</li> <li>• Stone <i>Jamarat al-'Aqabah</i> with 7 pebbles</li> <li>• Slaughter your sacrifice</li> <li>• Shave your head or trim hair</li> <li>• Take off <i>i r m</i> garments</li> <li>• After the above, all <i>i r m</i> restrictions are lifted except sexual intercourse (first release)</li> </ul>
--	--	--	---	---

Tamata'h Flowchart